

# Coriander (Dhania)



If undelivered please return to the Mediae Company, P.O. Box 215- 00502, Karen

## So you would like to grow Coriander?



Ken



Winrose

Ken and Winrose decided to grow coriander. Coriander( also calles dhania) leaves mature in 1 month. It is therefore a good crop to plant while you wait for other seedlings in the nursery to be ready to transplant. Coriander can also be grown for its seeds.

## Do a Soil Test

Coriander grows in a wide range of soils, but does best in well-drained, fertile loam and sandy loam soils with pH 6-8. It does not like heavy rains or very wet soil. Coriander prefers cooler temperatures. If you live in a hot area, make sure your coriander has shade.

Ask **CropNuts** to come and do a soil test. They will take samples of your soil from your shamba to test. They will send you a report which will say:

- How healthy your soil is
- Which fertilizers to add to make your soil better for growing coriander
- Which other crops will grow well in your soil.

Follow the advice on your soil test results. You will save money on fertilizers and pesticides. You will get a bigger and better crop which will give you more harvest.



*Green = nutrient levels are good*  
*Red = nutrient levels are bad*

## How do you find a market?

Find out the average price of coriander in your area. You also need to find a buyer for your coriander. It is better to sell all of your cabbages to 1 buyer.



### PRODUCT

Is there a demand for coriander?

What are others producing?

What does the market expect?



### PRICE

What price will you sell at?

Do some varieties make more money?

Can you make a profit?



### PLACE

Where will you sell?

Visit local shops, schools, hotels and markets.

Talk to your neighbours.



### PROMOTE

How will you advertize?

OLX?


Social media?

Posters and flyers?

## How will you water your crop?

If there is no rain, coriander needs watering 2-3 times a week. Watering can take up a lot of your time when you could be doing other work on your shamba.

The DLTP Farmers decided to put in a **drip irrigation system** from **SunCulture**.




Drip irrigation systems:

- Use less water as the water from the pipe goes directly to the plant roots.
- Water is not wasted on weeds.
- Plants do not get wet and have less fungal diseases.
- Once the drip lines are laid, you just have to turn on the tap when you want to water.

The DLTP farmers also decided to buy a **Futurepump** solar pump together. They saved a lot of money on electricity. The pump works by using energy from the sun. You can even charge your phone for mobile banking!

You can pay off the cost of the **Futurepump** after 3 seasons. After this, your pumping will be free!



## How do you do a budget?

A budget is a plan of the income and costs of your business. It is for a specific period of time or a production cycle or season.

1. Find out your costs. Think of all of the things you need to grow coriander. Think about seeds, fertilizers and water. Find out how much they cost.

2. Work out how long it will take for you to make a profit. If your business has high capital investments, it may take several seasons to make a profit.

3. Work out your PROFIT:

**income – costs = total profit**

e.g. It costs 54,000/= to grow 1 acre of coriander. Each acre gives 2,000 kg of coriander. Each kg of coriander is sold for 60/=. This is a total income of 120,000/=. Therefore:

**expected income of 120,000/= – production costs of 54,000/= = a profit of 66,000/=**

Item	Budget
Soil Test	2,500/=
Fertiliser	50,000/=
Seeds	25,000/=
Tools	5,000/=
Labour	50,000/=
Other costs	XXXXX/=

## What is a rolling budget?

This is a budget that is updated on a regular basis. It covers the costs for each week or month. It allows you to change your budget as you go along. e.g.

Date	Details	Budget	Money out
<b>Week 2:</b> 1-7 Feb 2017	Fertiliser	4,500/=	4,400/=
	Labour	6,000/=	6,500/=
	Miscellaneous (any costs you did not expect)	5,000/=	2,800/=
	<b>TOTAL</b>	<b>15,500/=</b>	<b>13,700/=</b>
<b>Week 3:</b> 8-15 Feb 2017	Labour	2,500/=	2,500/=
	Miscellaneous	6,000/=	5,500/=

Sometimes prices change. You can change your budget as you go. If your actual expenses are **the same** or **less than** the budgeted expenses, you are on the right track.

## Prepare your land

Plough your land. Take out stumps and break up lumps of soil. Mix in well-rotted manure or compost. You will need 1 debe of manure per 1 metre square. Smooth the soil surface.

Your soil test will tell you which **fertilizers** to add to your soil and how much. Usually you will be told to add an NPK fertilizer at planting. This contains Nitrogen, Phosphorous and Potassium, and sometimes other nutrients too.

**Mavuno Fertilizers** makes fertilizers specifically for your crop.



## Planting your Seeds




1. Make shallow lines or furrows in the soil 30cm apart.
2. Spread **Mavuno Green Leafy Vegetable Fertilizer** thinly in the furrows & mix with the soil. You need 80kg of fertilizer per acre.
3. Sow seeds 2-3 cm deep. Cover lightly with soil. You need 2kg of seeds for 1 acre.
4. Water your seeds 2-3 times per week when the soil is dry.

Buy certified dhania seeds from **Royal Seed**.

Certified seeds:

1. Give high yields of good quality
2. Are resistant to some pests and diseases
3. They grow fast, at the same rate, and strong.

It takes 7-10 days for coriander seeds to germinate.



When plants are 5-7 cm high, take out weak plants. Have 10-15cm between each plant in the row.



It will be 4-6 weeks until the leaves are ready to harvest.

## Pests and Diseases


Reduce pests and diseases by:

- Using **certified seeds**, such as from **Royal Seed**
- Practising good field hygiene, such as keeping your tools clean
- Rotating your crops
- Using pesticides and fungicides.

## Pests



Whitefly



Thrips



Aphids

Whiteflies and Thrips are tiny white insects that suck the sap from the coriander leaves. Aphids are tiny insects that cause the coriander leaves to fold.

Kill **Whiteflies**, **Thrips** and **Aphids** with both **Nimbecidine** and **Final Flight**. **Nimbecidine** helps to fight resistance to pesticides in the insects. **Final Flight** helps to flush out the insects.



Mix 30ml **Nimbecidine** with 20L water in a knapsack. Spray the plants 15 days after planting. Repeat every 15-20 days .



Mix 4g **Final Flight** with 20L of water in a knapsack. Spray when you see thrips or other insects. Repeat every 10 days.

## Fungal Diseases



### Fusarium Wilt

This attacks the stems. If you see brown stripes when you cut the stem of your coriander plant, the plant has Fusarium Wilt. Healthy stems are green inside.




## Powdery Mildew

This attacks the leaves. It looks like a white powder.



## Stem Rot

This affects the stems of your coriander plants. It can kill your crop.




Treat Fusarium Wilt, Powdery Mildew and Stem Rot with **Control**. Mix 12g (1 tablespoon) **Control** with 20L of water in a knapsack. Spray your coriander plants every 14 days.



## Weeds

Weeds take water and nutrients from your crop. They also hide pests and diseases. Take out weeds when you see them.

You can use herbicides, **but only before planting**. Spraying your coriander with herbicides may kill your coriander plants!



Always follow instructions and wear protective gear when using chemicals.

**Wear gum boots, overalls, rubber gloves and a mask. Keep chemicals away from children and animals.**

## Harvest

When growing coriander for its leaves, you can harvest the leaves 4-5 times during the growing season. This will give you 2.8-4 tonnes of coriander leaves per acre.

Do the first harvest when the plants are 10-15cm high. More stems will grow.



## Why keep records?

Keeping good crop-growing records will help you to run your business better. Keep records on field history, problems faced, major activities like planting, spraying, diseases, harvesting, etc.

Date	Details	Action
21/02/17	Saw a white powder on the leaves – powdery mildew?	Applied Control
23/02/17	Heavy rain today	Delay irrigation for 3 days.
25/02/17	Saw some weeds	Removed and burnt weeds.

## What next?

Look back at your budget.  
Have you made money from your first crop of coriander?  
What mistakes did you make? What have you learnt?

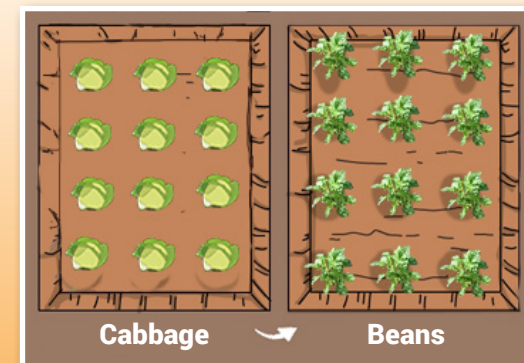


Now it is time to prepare your land for the seedlings of other crops that have been growing well in your nursery for the past month!

## Why should you rotate crops?

Crops take different nutrients from the soil. They also have different pests and diseases. These can build up if you plant the same crop again and again.

Reduce pests and diseases and keep your soil healthy by rotating your crops. This is where you plant a crop from a different family. You will have healthier soil and a better crop.



After coriander, do not grow crops in the same family as it such as carrots, parsley and celery. You can grow cabbages or spinach.

## For more information on Coriander

To get a soil test, call **Daktari Wa Udongo** on +254 790 499190 or send an email to **CropNuts** on [support@cropnuts.com](mailto:support@cropnuts.com) to find out the closest field agent in your area.

Contact **Osho Chemicals** on 0711 045000 or email [marketing@oshochem.com](mailto:marketing@oshochem.com) or SMS 20560.

To buy coriander seeds, contact **Royal Seed** on 0734 257635 or email [customerservice@khs.co.ke](mailto:customerservice@khs.co.ke)

For drip, mist or solar-powered irrigation systems call **SunCulture** 0700 327002

Contact **Mavuno Fertilizers** on 0702 891 893 or email [info@mavunofertilizers.com](mailto:info@mavunofertilizers.com)

Contact **Futurepump** on 0796 514409 or email [DLTP@futurepump.com](mailto:DLTP@futurepump.com)

Use our budgeting tool, **Budget Mkononi** on our website [www.dontlosetheplot.tv](http://www.dontlosetheplot.tv) and learn the costs of growing coriander and how much profit you can make.



Sign up to our mobile service iShamba for expert advice on growing coriander. Simply SMS the word 'VIJANA' to 21606.

Produced by:



Watch us on Citizen TV, Kenya on:  
Thursday 1.30pm (English)  
Sunday 1.30pm (Kiswahili)



Watch us on ITV, Tanzania on:  
Friday 6.30pm (Kiswahili)

## Partners



Follow us on



[www.facebook.com/DontLoseThePlot/](http://www.facebook.com/DontLoseThePlot/)



[@dltpTV](https://twitter.com/dltpTV)